

Investment Monthly

Short-term rate volatility offers buying opportunities in quality bonds

February 2024



Key takeaways

- ◆ As market expectations of a March Fed rate cut are too premature, we believe it will need to be priced out, leading to short-term volatility. But we see dips as buying opportunities as current real yields are too high, and as they fall, bond prices will rise. We prefer quality bonds such as major government bonds (7-10 years), investment grade credit (5-7 years) and Indian local currency bonds.
- ◆ Lower bond yields and rate cuts are positive for equities, which tend to rally before the first rate cut. US equities are supported by strong earnings prospects and secular drivers in the US benefitting IT, Consumer Discretionary and Healthcare. We diversify into the strong growth leaders in Asia, such as India, Indonesia and South Korea. In Europe, we overweight IT, Energy and Healthcare, and upgrade Financials on the improved profitability of banks.
- ◆ As tail risks remain, we will focus on quality assets and diversification. When major central banks are driving market direction, the correlation between equities and bonds tends to be high. Multi-asset portfolios, especially those with access to alternative assets (e.g. hedge funds and private equity) can maximise returns while mitigating uncertainties.



Willem Sels
Global Chief Investment Officer
HSBC Global Private Banking and Wealth



Lucia Ku
Global Head of Wealth Insights
HSBC Wealth and Personal Banking

Asset class	6-month view	Comment
Global equities	▶	We maintain a neutral view as economic growth is still weakening, even though we do not expect a global recession. Rate cuts by the Fed and other central banks will help stocks, but we focus on companies with solid earnings.
Government bonds	▶	The current levels of yields justify our overweight on most DM government bonds with a preference for medium-to-long maturities. Japanese government bonds remain unattractive due to likely policy normalisation ahead.
Investment grade (IG) corporate bonds	▲	Interest rate risk is more attractively priced than credit risk, so we stick to quality with a preference for 5-7 years of maturities.
High yield (HY) corporate bonds	▶	We favour investment grade over high yield bonds as the spread pick-up is insufficient with default risks rising.
Gold	▶	Despite increasing risks in the Middle East, oil prices remain range-bound amid global growth concerns and broadly balanced supply and demand. Following gold's rally, we see less upside as demand is starting to wane.

▲ "Overweight" implies a positive tilt towards the asset class, within the context of a well-diversified, typically multi-asset portfolio.
 ▼ "Underweight" implies a negative tilt towards the asset class, within the context of a well-diversified, typically multi-asset portfolio.
 ▶ "Neutral" implies neither a particularly negative nor a positive tilt towards the asset class, within the context of a well-diversified, typically multi-asset portfolio.
 Icons: ↑ View on this asset class has been upgraded; ↓ View on this asset class has been downgraded.

Talking points

Each month, we discuss 3 key issues facing investors

1. What has caused the bond market volatility?

- ◆ Although the Fed continues to push back expectations of earlier rate cuts, the market is still pricing in a good chance of a cut by March, and six cuts in total for 2024. We think it is too premature and excessive.
- ◆ Instead, we believe the Fed will cut rates three times (totalling 0.75%) in 2024, starting from June onwards. As the market will need to price out the March cut, it is likely to create some volatility in the short term. But we see those dips as buying opportunities.
- ◆ Given the current level of economic activity, with US economic growth at 1.7% in 2024 (below the historical average), we think real yields are too high and unsustainable. As real yields come down, bond prices will rise. We prefer to lock in the current attractive yields of major government bonds (7-10 years) and investment grade credit (5-7 years). We also like Indian local currency bonds due to their inclusion in a global EM bond index, attractive yields and India's growth prospects.

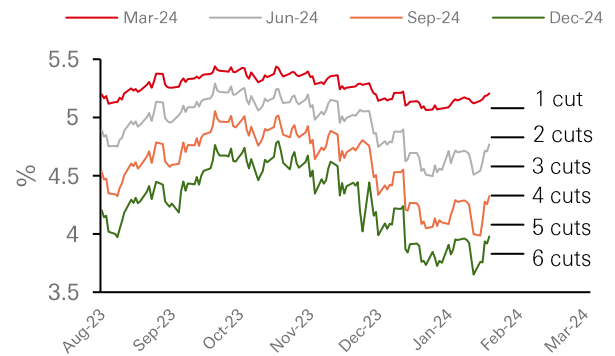
2. Where do we see opportunities in equities amid slowing growth?

- ◆ Lower bond yields and potential rate cuts support valuations and earnings. Historically, markets tend to rally before the first rate cut. While US economic growth is expected to moderate in 2024, consumption remains healthy backed by higher real disposable income. Together with secular drivers such as technology revolution, healthcare innovation, the nearshoring of industry and re-industrialisation, US equities remain our most preferred equity market. We also upgrade Communication Services on solid earnings and potential M&A activity.
- ◆ Slow growth, weak earnings momentum and wage pressures in Europe warrant our underweight on Eurozone equities. Yet, the divergent sectoral outlook supports our preference for IT, Energy and Healthcare there. We upgrade Financials to overweight as profitability of banks has improved while the price discount remains significant.
- ◆ Asia remains fundamentally attractive despite continued property market stress in China. We continue to diversify in Asia by focusing on earnings and structural growth leaders. India and Indonesia stand to benefit from global supply chain diversification, robust foreign and domestic investment growth, and young demographics. South Korean equities are well positioned to capture the AI-driven recovery of the memory sector. Defensive sectors like Utilities will benefit from lower rates, which justifies our upgrade of Asian Utilities to overweight.

3. How can investors manage the tail risks?

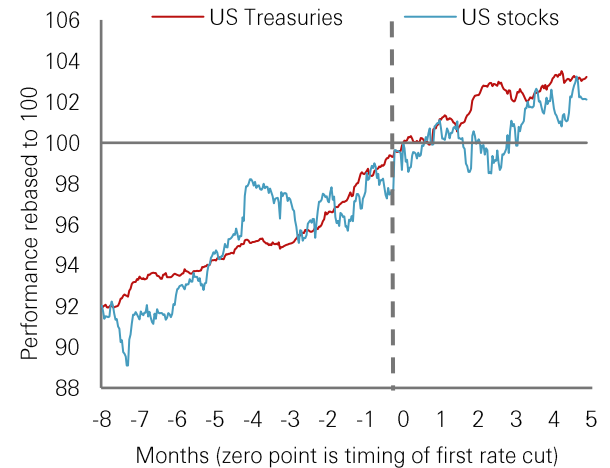
- ◆ In addition to slowing growth, geopolitics remain a wild card, with a busy election calendar in 2024 and the rising geopolitical conflict in the Middle East adding to market uncertainty.
- ◆ Election results have so far been aligned with market expectations while oil prices have been range-bound despite the Red Sea situation as Saudi Arabia cut its price for exports to Asia. Energy prices may remain directionless in spite of the oil supply deficit supporting fundamentals. With limited upside, we downgrade the energy sector in all regions to neutral, except for Europe. As tail risks remain, we will continue to focus on quality assets and diversification.
- ◆ When the Fed and other central banks determine much of the market direction, the correlation between equities and bonds tends to be high. Multi-asset portfolios, which allow retail investors to gain exposure to a diverse range of asset classes, especially alternative assets (e.g. hedge funds and private credit), can offer diversification benefits for maximising returns while mitigating uncertainties. These alternative assets are normally less accessible individually for retail investors.

Chart 1: The market is still pricing in almost 6 cuts in 2024 which are too many in our view



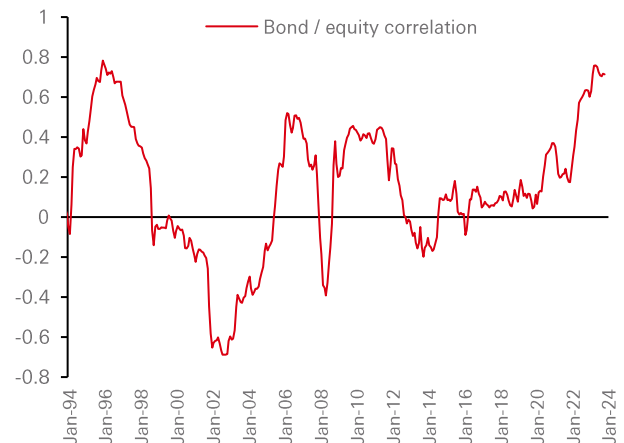
Source: Bloomberg, HSBC Global Private Banking as at 24 January 2024. Past performance is not a reliable indicator of future performance.

Chart 2: Markets tend to rally well before the first rate cut



Source: Bloomberg, HSBC Global Private Banking, 8 January 2024. Past performance is not a reliable indicator of future performance.

Chart 3: Diversification through alternatives is key due to high equity/bond correlation



Source: Bloomberg, HSBC Global Private Banking as at 24 January 2024. Past performance is not a reliable indicator of future performance.

Asset Class Views

Our latest house view on various asset classes

Asset class	6-month view	Comment
Global equities		
Global	▶	We maintain a neutral view for now as economic growth is still weakening, even though we do not expect a global recession. Rate cuts by the Fed and other central banks will help stocks, but we focus on companies with solid earnings.
United States	▲	The US is the most resilient major Western economy, and with inflation falling, many sector leaders have the ability to produce solid earnings. We like a broad range of sectors including IT, Consumer Discretionary, Industrials and Healthcare.
United Kingdom	▶	The UK stock market is relatively cheap but inflation remains a headwind. We remain neutral on UK equities.
Europe	▼	Valuations remain cheap in Europe but economic growth and earnings momentum are weak, particularly in Germany. Sticky inflation, the reliance on energy imports, geopolitical uncertainty and high exposure to China are also obstacles.
Japan	▶	While cyclical indicators are supportive, valuations and positioning are elevated, and monetary policy is uncertain.
Emerging Markets (EM)	▶	We expect more emerging markets to cut rates following some of the Latin American countries. We prefer structural growth leaders including India, Indonesia and South Korea in Asia, as well as Mexico and Brazil in Latin America.
EM EMEA	▼	Weak growth in Europe and high global interest rate levels continue to pose challenges for the region.
EM LatAm	▲	Local rate cuts and the re-industrialisation of North America are positive catalysts. Mexico benefits from the supply chain diversification while valuations of Brazil remain attractive.
Asia ex Japan equities		
Asia ex-Japan	▲	Valuations and earnings growth remain attractive but economic growth is expected to moderate. We continue to diversify in Asia with a focus on earnings and structural leaders including India, Indonesia and South Korea.
Mainland China	▶	More forceful and effective measures are required to deliver a sustainable structural recovery in the real economy. We remain selective and see opportunities in the internet leaders, consumer discretionary, travel and Macau gaming sectors.
India	▲	India stands out as a structural growth leader in Asia supported by global supply chain diversification, robust foreign and domestic investment growth, and young demographics. Cyclical data and investor flows are supportive as well.
Hong Kong	▶	Slowing growth in mainland China weighs on investment sentiment but steep valuation discounts are already priced in. Expected Fed rate cuts should allow local cuts too, benefiting the financial services, insurance and utilities sectors.
Singapore	▶	A stronger growth outlook, sticky core inflation and a tight labour market suggest that the central bank is in no rush to ease its monetary policy. We remain neutral on Singapore equities.
South Korea	▲	South Korean equities are expected to deliver a sharp earnings turnaround thanks to the AI-driven recovery of the memory sector and the turn in the semiconductor cycle.
Taiwan	▶	We expect the markets to refocus on fundamentals after the election. In view of strong global AI-related demand and the cyclical recovery in the broader tech sector, we continue to prefer the semiconductor and tech hardware sectors.
Government bonds		
Developed markets (DM)	▶	The current levels of yields justify our overweight on most developed markets government bonds with a preference for medium-to-long maturities. Japanese government bonds remain unattractive due to likely policy normalisation ahead.
United States	▲	Despite the fall in Treasury yields late last year, real yields remain elevated and we expect them to come down in coming months. Volatility can offer entry opportunities and we maintain our preference for 7-10 years.
United Kingdom	▲	We expect the Bank of England to start cutting in the summer and remain positive on gilts with medium-to-long maturities.
Eurozone	▶	Aggressive rate cut expectations have pushed European sovereign bonds to decline but hawkish rhetoric of most ECB governors has forced markets to consolidate. We maintain a neutral stance on sovereign debt.
Japan	▼	We expect the Bank of Japan to remove yield curve control in March and end the negative interest rate policy in Q2. Japanese government bonds remain unattractive.
Emerging Markets (Local currency)	▼	Policy rate expectations are changing, with a rebuild of risk premia.
Emerging Markets (Hard currency)	▶	Amid high Treasury volatility, we still find yield but remain selective, focusing on quality issuers.
Corporate bonds		
Global investment grade (IG)	▲	Interest rate risk is more attractively priced than credit risk, so we stick to quality with a preference for 5-7 years of maturities.
USD investment grade (IG)	▲	We see many opportunities in the big USD investment grade bond market and look for companies with strong cash flows.
EUR and GBP investment grade (IG)	▲	The latest PMI and labour market data reflected sticky underlying inflation pressures. It is unlikely for the ECB to start cutting rates before June in our view. The recent rally in yields provides a new entry point for a medium duration.
Asia investment grade (IG)	▲	We focus on locking in attractive yields from quality issuers and favour Asian financials, Indian local currency bonds, Indonesian quasi-sovereign IGs, South Korean IGs, Macau gaming, and Chinese technology, media and telecom credits.
Global high-yield (HY)	▶	We favour investment grade over high yield bonds as the spread pick-up is insufficient with default risks rising.
US high-yield (HY)	▶	Although defaults remain low and refinancing risk is manageable, risk premia are too low in our view.
EUR and GBP high-yield (HY)	▶	European HY issuers often have lower leverage than in the US, but economic growth is lower, hurting cash flows.
Asia high-yield (HY)	▶	China's property related sector remains a drag on Asian high-yield bonds and we expect default rate to stay high in 2024.
Commodities		
Gold	▶	Despite increasing risks in the Middle East, oil prices remain range-bound amid global growth concerns and broadly balanced supply and demand. Following gold's rally, we see less upside as demand is starting to wane.
Oil	▶	Despite increasing risks in the Middle East, oil prices remain stable amid global growth concerns but a shortage of supply vs demand.

Sector Views

Global and regional sector views based on a 6-month horizon

Sector	Global	US	Europe	Asia	Comment
Consumer Discretionary	▲	▲	▶	▲	Inflationary pressures have eased in many regions, but spending remains selective, benefitting only certain areas of the sector. There are some tentative signs of improving demand for car registrations although EV demand has softened on growing frustrations over the slow roll-out of charging infrastructure outside major cities. Tourist activity is also showing some signs of a seasonal pick-up after a lull. After a disappointing Q3, hard luxury (e.g. Swiss watches) has seen some positive signs of growth.
Financials	▲	▲	▲↑	▶	We upgrade European financials on slowly improving fundamentals and low valuations relative to other regions. Capital markets business has started the year well with reasonable trading and issuance volumes. Higher interest rates look set to decline only slowly in 2024, helping to keep earnings elevated.
Industrials	▲	▲	▶	▶	US industrials are benefitting both from the reshoring/near-shoring initiatives fuelled by the US's Inflation Reduction Act (IRA) and CHIPS Act. China and Europe's industrials continue to see soft demand as sentiment remains muted and capital investments hampered by uncertainty and higher financing costs. Aerospace and automation remain potential bright spots.
Information Technology	▲	▲	▲	▲	Fundamentals continue to improve with AI being a major catalyst for new areas of growth. Digital infrastructure and software are seeing solid activity. Strong demand for high-end semis is being driven by the buoyant automation and AI as business and consumer sentiment improves. Cloud computing and digital advertising growth remain muted.
Communications Services	▶	▲↑	▼	▲	We upgrade US Communications as its double-digit earnings growth is among the strongest for 2024, supported by strong fundamentals and attractive prices to investors. In contrast, Europe's telecom services heavy sector has little room for optimism. Asia offers a more attractive risk-return profile given the low valuations and stabilising regulatory environment.
Materials	▶	▶	▶	▶	Commodity prices have stabilised with iron ore, copper and steel prices partially recovering over the last few months. For other metals, prices have been flat or negative. Construction materials have also seen some recovery in demand. Sector valuations are full. Overall, the outlook has improved marginally with government capital programmes and electrification (EVs, tech and renewables) lifting demand in some areas.
Real Estate	▼	▼	▶	▼	Retail and private housing real estate continues to suffer from soft demand in many markets. Sentiment remains weak due to high interest rates, elevated costs and ongoing negative news flow from developments in Chinese real estate. New and existing construction projects are being challenged by higher financing costs, and increased material and labour costs.
Consumer Staples	▶	▶	▶	▲	Cost margins appear secure as cost pressures have somewhat eased. The sector should benefit from strong seasonal demand with solid results going forward, despite tough YoY comparables. The sector is trading in line with historical valuations. We focus on quality stocks with strong brands and more resilient pricing power.
Energy	▶↓	▶↓	▲	▶↓	We downgrade the sector as energy prices have eased, and oil and natural gas supplies have been sufficient to meet demand, while national energy stores remain relatively full. Although valuations are low relative to other sectors despite robust cash flow and stable high dividends, 2024 YoY sales and earnings growth are likely to be muted given higher prices last year.
Healthcare	▲	▲	▲	▼	New product launches, a less hostile pricing environment and the ebbing wave of major product patent expirations should help lift the sector after a period of under-performance. Healthcare sales growth should start to benefit from easier comparables, while new pharma products should lift sentiment and expectations. In Asia, valuations remain high, trading well above historical levels.
Utilities	▶	▼	▶	▲↑	European and US renewable energy companies are facing headwinds on anticipated new and existing development projects as rising costs are severely eroding expected returns, and projects are facing long delays in grid connections. We upgrade Asian utilities on low historical valuations and they should benefit as interest rates fall and investors look to high dividend paying stocks.

DISCLAIMER

This document or video is prepared by The Hongkong and Shanghai Banking Corporation Limited ("HBAP"), 1 Queen's Road Central, Hong Kong. HBAP is incorporated in Hong Kong and is part of the HSBC Group. This document or video is distributed and/or made available by HSBC Bank Canada (including one or more of its subsidiaries HSBC Investment Funds (Canada) Inc. ("HIFC"), HSBC Private Investment Counsel (Canada) Inc. ("HPIC") and HSBC InvestDirect division of HSBC Securities (Canada) Inc. ("HIDC")), HSBC Bank (China) Company Limited, HBAP, HSBC Bank (Singapore) Limited, HSBC Bank Middle East Limited (UAE), HSBC UK Bank Plc, HSBC Bank Malaysia Berhad (198401015221 (127776-V))/HSBC Amanah Malaysia Berhad (20080100642 1 (807705-X)), HSBC Bank (Taiwan) Limited, HSBC Bank plc, Jersey Branch, HSBC Bank plc, Guernsey Branch, HSBC Bank plc in the Isle of Man, HSBC Continental Europe, Greece, The Hongkong and Shanghai Banking Corporation Limited, India (HSBC India), HSBC Bank (Vietnam) Limited, PT Bank HSBC Indonesia (HBID), HSBC Bank (Uruguay) S.A. (HSBC Uruguay is authorised and oversought by Banco Central del Uruguay), HBAP Sri Lanka Branch, The Hongkong and Shanghai Banking Corporation Limited – Philippine Branch, HSBC Investment and Insurance Brokerage, Philippines Inc, and HSBC FinTech Services (Shanghai) Company Limited and HSBC Mexico, S.A. Multiple Banking Institution HSBC Financial Group (collectively, the "Distributors") to their respective clients. This document or video is for general circulation and information purposes only.

The contents of this document or video may not be reproduced or further distributed to any person or entity, whether in whole or in part, for any purpose. This document or video must not be distributed in any jurisdiction where its distribution is unlawful. All non-authorized reproduction or use of this document or video will be the responsibility of the user and may lead to legal proceedings. The material contained in this document or video is for general information purposes only and does not constitute investment research or advice or a recommendation to buy or sell investments. Some of the statements contained in this document or video may be considered forward looking statements which provide current expectations or forecasts of future events. Such forward looking statements are not guarantees of future performance or events and involve risks and uncertainties. Actual results may differ materially from those described in such forward-looking statements as a result of various factors. HBAP and the Distributors do not undertake any obligation to update the forward-looking statements contained herein, or to update the reasons why actual results could differ from those projected in the forward looking statements. This document or video has no contractual value and is not by any means intended as a solicitation, nor a recommendation for the purchase or sale of any financial instrument in any jurisdiction in which such an offer is not lawful. The views and opinions expressed are based on the HSBC Global Investment Committee at the time of preparation and are subject to change at any time. **These views may not necessarily indicate HSBC Asset Management's current portfolios' composition. Individual portfolios managed by HSBC Asset Management primarily reflect individual clients' objectives, risk preferences, time horizon, and market liquidity.**

The value of investments and the income from them can go down as well as up and investors may not get back the amount originally invested. Past performance contained in this document or video is not a reliable indicator of future performance whilst any forecasts, projections and simulations contained herein should not be relied upon as an indication of future results. Where overseas investments are held the rate of currency exchange may cause the value of such investments to go down as well as up. Investments in emerging markets are by their nature higher risk and potentially more volatile than those inherent in some established markets. Economies in emerging markets generally are heavily dependent upon international trade and, accordingly, have been and may continue to be affected adversely by trade barriers, exchange controls, managed adjustments in relative currency values and other protectionist measures imposed or negotiated by the countries with which they trade. These economies also have been and may continue to be affected adversely by economic conditions in the countries in which they trade. Investments are subject to market risks, read all investment related documents carefully.

This document or video provides a high level overview of the recent economic environment and has been prepared for information purposes only. The views presented are those of HBAP and are based on HBAP's global views and may not necessarily align with the Distributors' local views. It has not been prepared in accordance with legal requirements designed to promote the independence of investment research and is not subject to any prohibition on dealing ahead of its dissemination. It is not intended to provide and should not be relied on for accounting, legal or tax advice. Before you make any investment decision, you may wish to consult an independent financial adviser. In the event that you choose not to seek advice from a financial adviser, you should carefully consider whether the investment product is suitable for you. You are advised to obtain appropriate professional advice where necessary.

The accuracy and/or completeness of any third-party information obtained from sources which we believe to be reliable might have not been independently verified, hence Customer must seek from several sources prior to making investment decision.

Important Information about HSBC Global Asset Management (Canada) Limited ("AMCA")

HSBC Asset Management is a group of companies, including AMCA, that are engaged in investment advisory and fund management activities, which are ultimately owned by HSBC Holdings plc. AMCA is a wholly owned subsidiary of, but separate entity from, HSBC Bank Canada.

Important Information about HSBC Investment Funds (Canada) Inc. ("HIFC")

HIFC is the principal distributor of the HSBC Mutual Funds and offers the HSBC Mutual Funds and/or the HSBC Pooled Funds through the HSBC World Selection® Portfolio service. HIFC is a subsidiary of AMCA, and indirect subsidiary of HSBC Bank Canada, and provides its products and services in all provinces of Canada except Prince Edward Island. Mutual fund investments are subject to risks. Please read the Fund Facts before investing.

®World Selection is a registered trademark of HSBC Group Management Services Limited.

Important Information about HSBC Private Investment Counsel (Canada) Inc. ("HPIC")

HPIC is a direct subsidiary of HSBC Bank Canada and provides services in all provinces of Canada except Prince Edward Island. The Private Investment Counsel service is a discretionary portfolio management service offered by HPIC. Under this discretionary service, assets of participating clients will be invested by HPIC or its delegated portfolio manager, AMCA, in securities, including but not limited to, stocks, bonds, mutual funds, pooled funds and derivatives. The value of an investment in or purchased as part of the Private Investment Counsel service may change frequently and past performance may not be repeated.

Important Information about HSBC InvestDirect ("HIDC")

HIDC is a division of HSBC Securities (Canada) Inc., a direct subsidiary of, but separate entity from, HSBC Bank Canada. HIDC is an order execution only service. HIDC will not conduct suitability assessments of client account holdings or of the orders submitted by clients or from anyone authorized to trade on the client's behalf. Clients have the sole responsibility for their investment decisions and securities transactions.

The following statement is only applicable to HSBC Mexico, S.A. Multiple Banking Institution HSBC Financial Group with regard to how the publication is distributed to its customers:

This publication is distributed by Wealth Insights of HSBC México, and its objective is for informational purposes only and should not be interpreted as an offer or invitation to buy or sell any security related to financial instruments, investments or other financial product. This communication is not intended to contain an exhaustive description of the considerations that may be important in making a decision to make any change and/or modification to any product, and what is contained or reflected in this report does not constitute, and is not intended to constitute, nor should it be construed as advice, investment advice or a recommendation, offer or solicitation to buy or sell any service, product, security, merchandise, currency or any other asset.

Receiving parties should not consider this document as a substitute for their own judgment. The past performance of the securities or financial instruments mentioned herein is not necessarily indicative of future results. All information, as well as prices indicated, are subject to change without prior notice; Wealth Insights of HSBC Mexico is not obliged to update or keep it current or to give any notification in the event that the information presented here undergoes any update or change. The securities and investment products described herein may not be suitable for sale in all jurisdictions or may not be suitable for some categories of investors.

The information contained in this communication is derived from a variety of sources deemed reliable; however, its accuracy or completeness cannot be guaranteed. HSBC México will not be responsible for any loss or damage of any kind that may arise from transmission errors, inaccuracies, omissions, changes in market factors or conditions, or any other circumstance beyond the control of HSBC. Different HSBC legal entities may carry out Wealth Insights internationally in accordance with local regulatory requirements. HSBC specifically prohibits the redistribution of this material and is not responsible for any actions that third parties may take to and/or with it.

Important Information about the Hongkong and Shanghai Banking Corporation Limited, India ("HSBC India")

HSBC India is a branch of The Hongkong and Shanghai Banking Corporation Limited. HSBC India is a distributor of mutual funds and referrer of investment products from third party entities registered and regulated in India. HSBC India does not distribute investment products to those persons who are either the citizens or residents of United States of America (USA), Canada, Australia or New Zealand or any other jurisdiction where such distribution would be contrary to law or regulation.

The following statement is only applicable to HSBC Bank (Taiwan) Limited with regard to how the publication is distributed to its customers: HSBC Bank (Taiwan) Limited ("the Bank") shall fulfill the fiduciary duty act as a reasonable person once in exercising offering/conducting ordinary care in offering trust services/ business. However, the Bank disclaims any guarantee on the management or operation performance of the trust business.

The following statement is only applicable to PT Bank HSBC Indonesia ("HBID"): PT Bank HSBC Indonesia ("HBID") is licensed and supervised by Indonesia Financial Services Authority ("OJK"). Customer must understand that historical performance does not guarantee future performance. Investment product that are offered in HBID is third party products, HBID is a selling agent for third party product such as Mutual Fund and Bonds. HBID and HSBC Group (HSBC Holdings Plc and its subsidiaries and associates company or any of its branches) does not guarantee the underlying investment, principal or return on customer investment. Investment in Mutual Funds and Bonds is not covered by the deposit insurance program of the Indonesian Deposit Insurance Corporation (LPS).

THE CONTENTS OF THIS DOCUMENT OR VIDEO HAVE NOT BEEN REVIEWED BY ANY REGULATORY AUTHORITY IN HONG KONG OR ANY OTHER JURISDICTION.

YOU ARE ADVISED TO EXERCISE CAUTION IN RELATION TO THE INVESTMENT AND THIS DOCUMENT OR VIDEO. IF YOU ARE IN DOUBT ABOUT ANY OF THE CONTENTS OF THIS DOCUMENT OR VIDEO, YOU SHOULD OBTAIN INDEPENDENT PROFESSIONAL ADVICE.

© Copyright 2024. The Hongkong and Shanghai Banking Corporation Limited, ALL RIGHTS RESERVED.

No part of this document or video may be reproduced, stored in a retrieval system, or transmitted, on any form or by any means, electronic, mechanical, photocopying, recording or otherwise, without the prior written permission of The Hongkong and Shanghai Banking Corporation Limited.

Important information on sustainable investing

In broad terms "ESG and sustainable investing" products include investment approaches or instruments which consider environmental, social, governance and/or other sustainability factors to varying degrees. Certain instruments we classify as sustainable may be in the process of changing to deliver sustainability outcomes. There is no guarantee that ESG and Sustainable investing products will produce returns similar to those which don't consider these factors. ESG and Sustainable investing products may diverge from traditional market benchmarks. In addition, there is no standard definition of, or measurement criteria for, ESG and Sustainable investing or the impact of ESG and Sustainable investing products. ESG and Sustainable investing and related impact measurement criteria are (a) highly subjective and (b) may vary significantly across and within sectors.

HSBC may rely on measurement criteria devised and reported by third party providers or issuers. HSBC does not always conduct its own specific due diligence in relation to measurement criteria. There is no guarantee: (a) that the nature of the ESG / sustainability impact or measurement criteria of an investment will be aligned with any particular investor's sustainability goals; or (b) that the stated level or target level of ESG / sustainability impact will be achieved. ESG and Sustainable investing is an evolving area and new regulations are being developed which will affect how investments can be categorised or labelled. An investment which is considered to fulfil sustainable criteria today may not meet those criteria at some point in the future.