

HSBC's Online Installment Instant Rewards Promo

Overall User Journey

1



Receive your BIN-locked unique codes through SMS.

2



Open your foodpanda app and scroll through the various restaurant options to choose from.

Add your favourite dishes from the restaurant which will be added to the cart.


3



View your cart and apply the required voucher and head to checkout.

Apply unique voucher code HSFP@@@@@ and move to the next step.

4



In the payment method, add your HSBC card details and save your card on file for future purchases.

If satisfied, then Place Order.

5

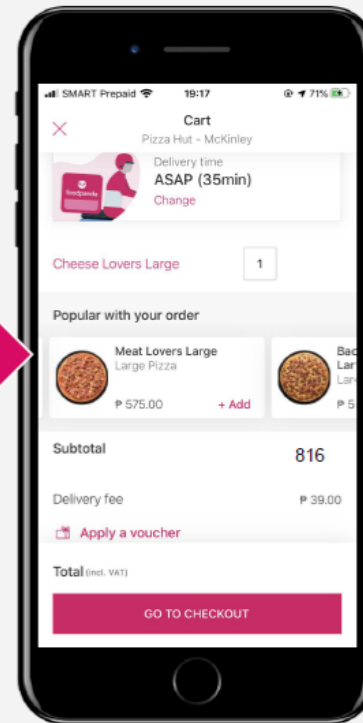
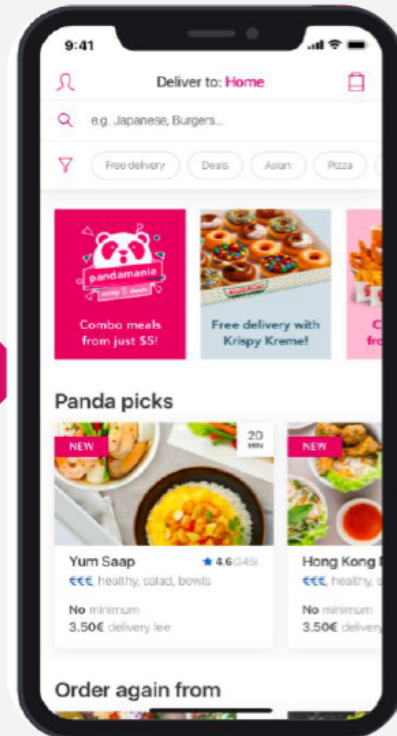


Successful Order placed and will be delivered.

Repeat process with other code.



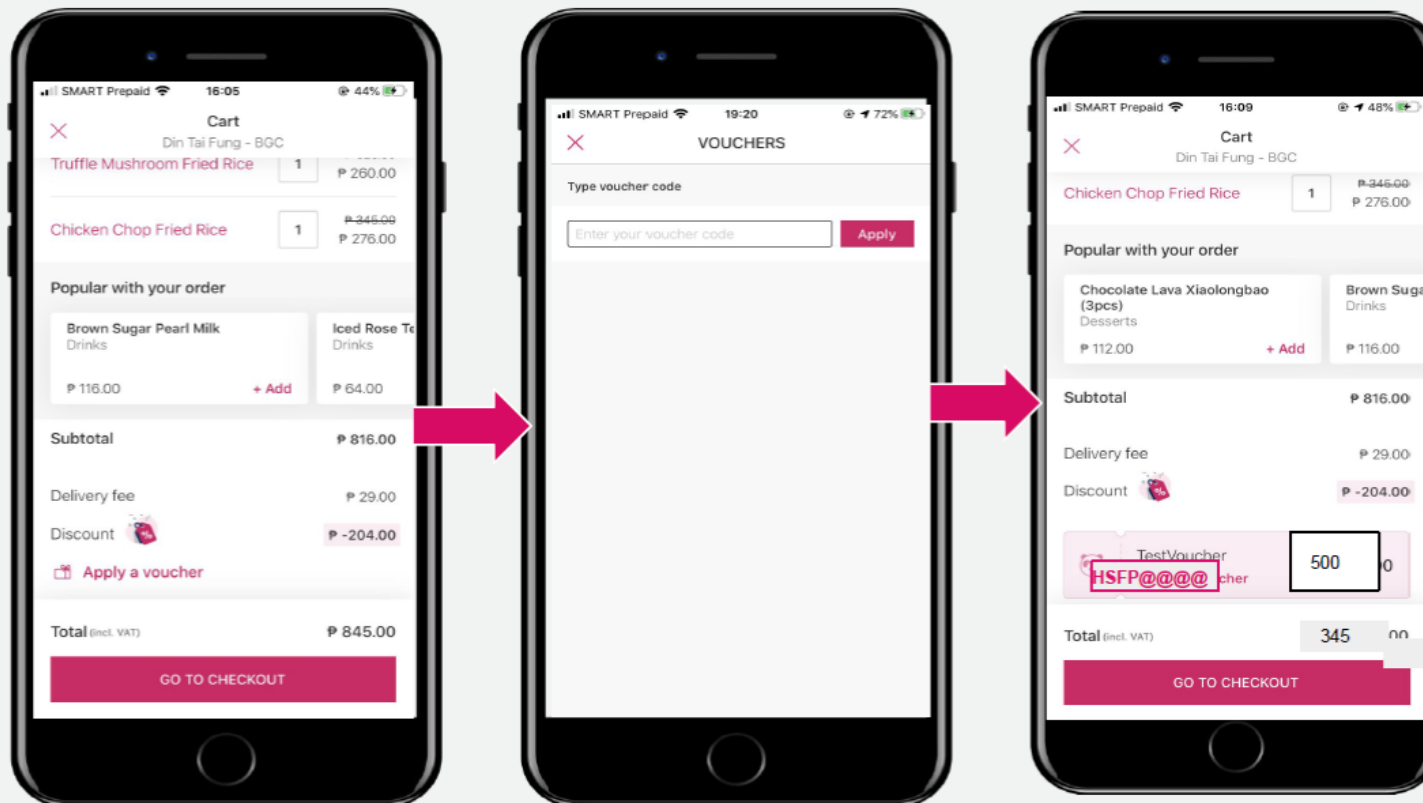
1. & 2. Homepage ----> Various Options



- The user receives his or her unique code from HSBC through an SMS.
- The user opens his foodpanda app and chooses the restaurant from various options available.
- User chooses the dishes from the chosen restaurant and moves to the next page.



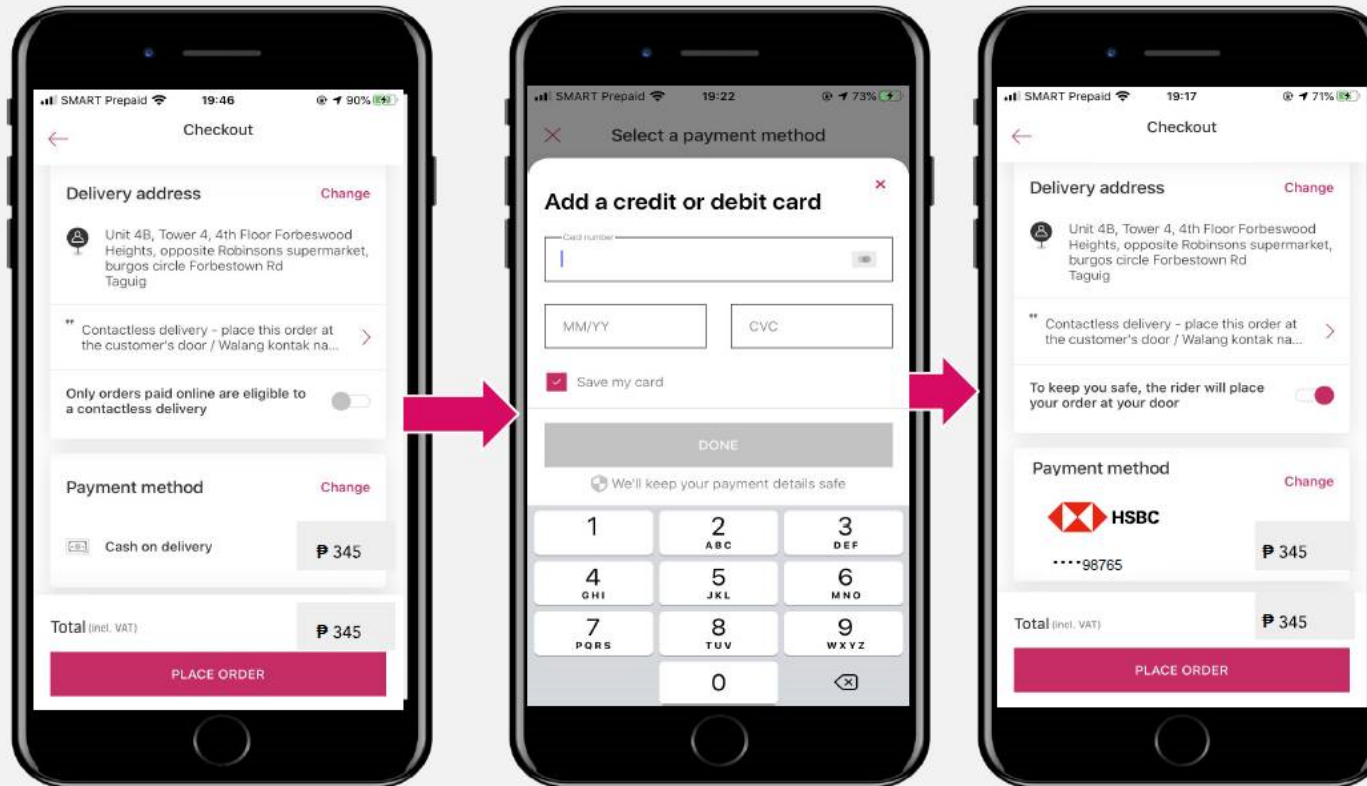
3. Apply Voucher



- User applies HSFP@@@@@ unique voucher code to get P500 OFF on their purchase and clicks on “go to checkout” below.



4. & 5. Payment Details and Checkout



- User clicks on “Change” besides “Payment Method” to add their HSBC card details and clicks on “Done” when finished.
- HSBC card details have now been added and saved.
- Once checked, user clicks on “Place order” to finish process and will be delivered the order within 30 minutes.
- User can repeat this entire process with his or her other unique code from HSBC.

