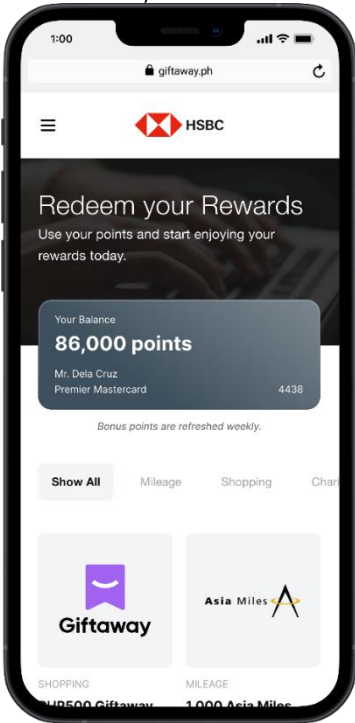

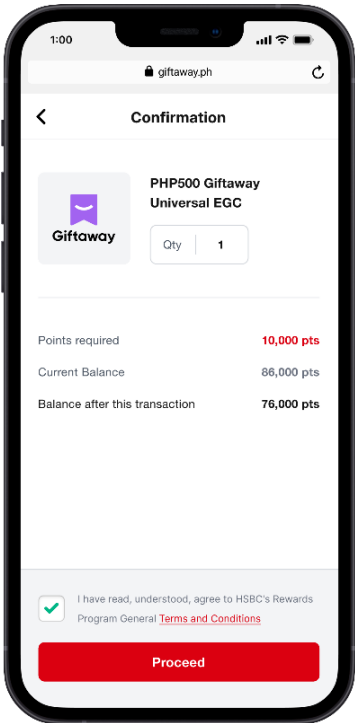



Here’s how to redeem your Bonus Points:

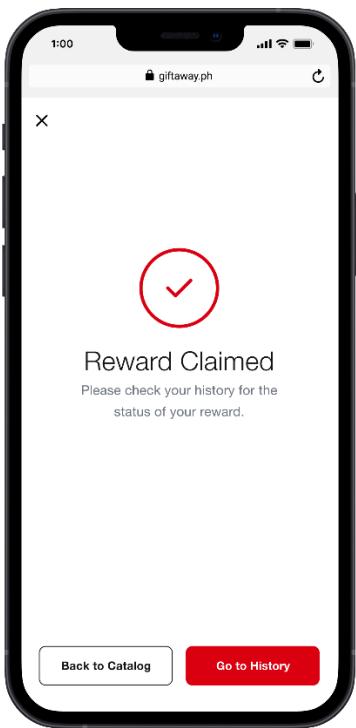
1. Log on using your User Code and the last 4 digits of your HSBC Credit Card Number.
2. View the Rewards e-Catalogue in the Rewards homepage then click on the item that you wish to redeem.



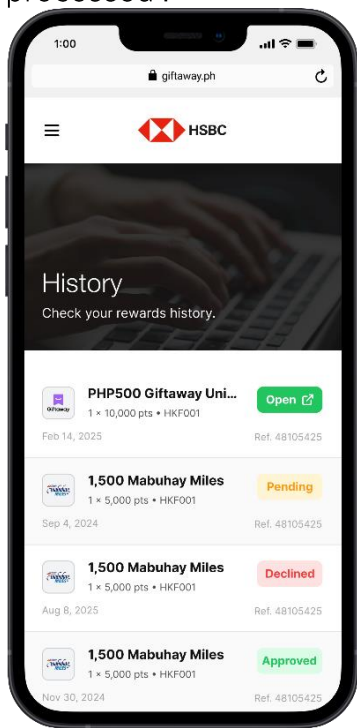
3. When you’re on the item page, select the quantity of the item that you want to redeem and click the **GET REWARD** button.
4. On this page, review the quantity of the item that you want to redeem then tick the box to confirm that you’ve read the T&Cs. Click the **PROCEED** button.



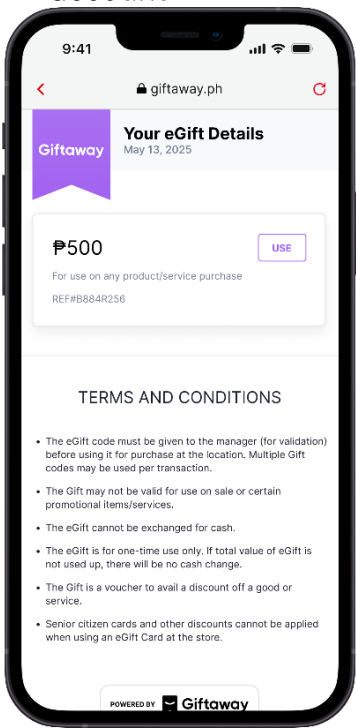
5. A pop-up message will appear to confirm your submission. Click **History** to view your redemption requests.



6. You can check the status of your redeemed items in the History page. 'For Processing' means that redemption is ongoing and will change to either 'Approved' or 'Declined' once processed\*.



7. Once approved:
- For eGC, you will see your redemption link in the site, and you may redeem it with our partner merchant
  - For Air Miles, this will be credited to your chosen Air Mileage Account.
  - For Annual Fee or Cash Credit this will be posted to your HSBC Credit Card account



HSBC Rewards Programme General Terms and Conditions apply.

\*HSBC Credit Card Rewards processing takes 5-7 banking days.